



FI STUDENTS IN NEW YORK!

By: Sanders Hinds


DAY 1

- Kravet
 - A & D Building
 - Harbor Cruise
-


KRAVET



A & D BUILDING



HARBOUR CRUISE



CONCLUSION:

- Our first day in New York started off strong! We visited Kravet which is a home furnishing company. When we walked in, we were greeted with such warm welcomes and were given a tour of their space! Personally, this was such an educational experience for me. This visit allowed me to see and touch different furniture, wallcoverings, trimming, and accessories. Kravet also did a great job at displaying their products throughout their space. This allowed me to see in person how different furniture, colors, patterns, etc can be grouped together to create beautiful and unique interior designs.

The next building we had the opportunity to explore was the A & D Building. This was a super cool experience because every floor we went to unlocked new and exciting things. I was able to see all kinds of different living rooms and kitchens. I realized how important it is to see these furnishings in person versus on a website. I also learned how beneficial it is for Interior Designers to see these products in person because it allows them to see/feel/experience the products, which helps them decide what's best for their clients. Another thing that I really enjoyed/benefited from was being able to see new and innovative kitchen technology. This taught me that things continue to advance and how most things can be customized!

On another note, the harbour cruise was so amazing. I got to see New York from a different perspective! While I was soaking in the beautiful views, I was able to treat myself with a delicious hot dog and a diet coke:)


DAY 2

- Empire State Building
 - Chrysler Building
 - Grand Central Station
-

EMPIRE STATE BUILDING



GRAND CENTRAL STATION



CONCLUSION:

Before coming on this trip, I had two main things on my bucket list: (well... my tourist bucket list)

1. Empire State building
2. Grand Central station

After my second day in New York, I was able to check both of these things off my bucket list!! I was very pleased with the way this trips itinerary was designed. We were able to learn more about Interior Design, while also being able to explore New York and learn about its history.

DAY 3

- New York Design Center
 - Studio Four
 - Greenwich Village Tour
-

NEW YORK DESIGN CENTER



STUDIO FOUR



GREENWICH VILLAGE TOUR



CONCLUSION:

DAY 3 WAS AMAZING!!! I really enjoyed being able to explore the New York Design Center. The Design Center was full of beautiful showrooms that allowed me to see so many different design styles. I really appreciated how welcoming each company was and I am so thankful that they let us explore their showrooms.

This trip was such a blast and I enjoyed every second of it. HOWEVER... I personally think that our visit to Studio Four taught me the most. Being able to meet David (a UGA Furnishing and Interiors Alum) was so life changing. He was kind enough to give us a detailed tour of their office, which was stunning. He also shared his story with us and how he ended up working at Studio Four. It was truly such an incredible experience for me. I thought it was really cool how David was once in my shoes, now he is happy, successful, and living in New York!! He taught me that majoring in FI can lead you to endless opportunities if you let it! I asked David if he had any advice for me, he said "1. Be positive and be open minded. 2. Do an internship where you think you can see yourself living".

The Greenwich village tour was a 10/10 and I would highly recommend. This tour allowed me to learn more about New York and its history.

DAY 4

- The Container Store
- Herman Miller
- Kohler
- Rockefeller Center

CONTAINER STORE



HERMAN MILLER



KOHLER



BEAUTIFUL ARCHITECTURE



CONCLUSION:

My fourth day in New York was enlightening and full of fun adventures. We started the day off visiting the glorious CONTAINER STORE! I was super excited because this was my first time going to The Container Store. This visit was also very special to me because I knew that this company holds a very special place in my professor's heart. Personally, I loved looking at all of the different products this company has to offer. My visit to The Container Store taught me how important/influential a products staging/presentation can be for customers.

Our second stop of the day was a visit to the Herman Miller showroom. Before our arrival, I had created this mental image of a room full of boring office furniture. When we arrived, I quickly realized how wrong and naive I was. Herman Miller did a fantastic job at displaying their products in a fun, bright, sophisticated but yet playful way. The furniture in the room was specifically placed in a way that helped create/define its own space. In each of these areas, there were detailed descriptions for each piece of furniture. The descriptions indicated the products material, color, size etc. Of course, the showrooms we had previously visited provided product descriptions BUT what made these descriptions stand out to me was the fact that they also provided the inspiration behind the design and its history.

Our third stop of the day was to the Kohler showroom. This showroom was luxurious to say the least. I loved being able to see all of their different styled bathrooms. I thought it was really cool and unique how they chose to display their products. This Kohler showroom provided a section of working shower heads that allows customers to see the products in action. This experience reminded me the importance of seeing products in person.

Our fourth day in New York ended with a visit to the Rockefeller Center. This was my first time seeing the Rockefeller Center in person. I enjoyed being able to see the its Art Deco themed architecture. After this visit, we then made our way to the Radio City Music Hall. This was also my first time seeing this building in person so I was glad we were able to see it!

DAY 5

- Lillian Nassau
- Sanderson Design Group
- Cooper Hewitt
- The Metropolitan Museum of Art



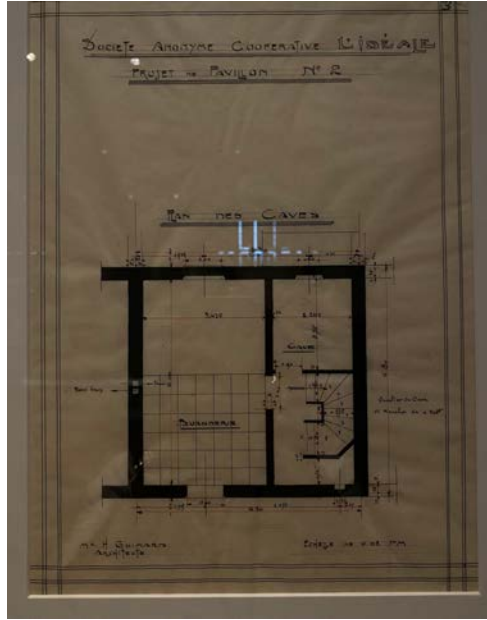
LILLIAN NASSAU




SANDERSON DESIGN GROUP



COOPER HEWITT



THE METROPOLITAN MUSEUM OF ART



CONCLUSION:

Our last day in New York was bitter sweet. We started our day off at the D&D building. We were able to explore a couple of showrooms before our meeting with the Sanderson Design group.

Our visit with Sanderson Design Group was another extremely enlightening experience. During this visit, we got the opportunity to talk with a UGA Fashion Merchandising Alum, Beth. She was kind enough to share the history behind Sanderson Design. Beth also told us about herself and how she ended up working there. I also got to see their beautiful outdoor fabrics. I enjoyed learning about the importance of color choices when it comes to fabric designs that have patterns. It was interesting to compare the color differences between the outdoor fabrics and the indoor fabrics. Overall, I learned a lot of important things from this visit that I will definitely be able to apply this information as an interior designer in the future.

After our visit to the D&D building, we then visited the Lillian Nassau gallery. Before this trip, I was able to do some research on the company and got to learn about its history. This company was established in 1945 by Lillian Nassau. Lillian specialized in the work of Tiffany Studios and Louis Comfort Tiffany. We were given the opportunity to see this gallery in person, which was such an incredible experience. The gallery includes Tiffany: lamps, pottery, windows, mosaics, etc. This New York gallery is now led by Arlie Sulka, who continues to source special pieces for the gallery.

Next we headed to the Cooper Hewitt! This is a design museum housed within the Andrew Carnegie Mansion in Manhattan, New York City. The exterior architecture is beautiful, I could have stared at it for hours. Within this museum, we were able to explore four floors of galleries that are dedicated to all disciplines of design.

Our last visit of the day and final visit of the trip was to the Metropolitan Museum of Art. From this experience, I was able to see such beautiful art pieces. I got to see fully furnished and decorated rooms that were from all kinds of different time periods. Not only was I able to admire the museums artwork but, I was also able to admire the museums interior and exterior architecture. In conclusion, I really enjoyed this experience and I will definitely never forget the beautiful artwork

Before my trip to New York, I thought that a major in Furnishing and Interiors would only allow you one job after college, a Interior Designer. While in New york, I learned very quickly, that a major in Furnishing and Interiors can lead to endless job opportunities. Personally, I believe that this trip taught me so much about interior design. This trip broadened my horizons, pushed me out of my comfort zone, and made me realize how important it is to be open minded. I learned so many things about my major and about interior design in general. I will definitely be able to apply this information as an FI student!

